




# ENERG




Bosch

SPS2HKW58E



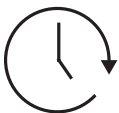
**76** kWh /  100



**10** x



**8,9** L



**3:40**



**46**dB

ABC**D**